
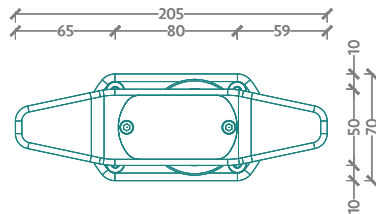


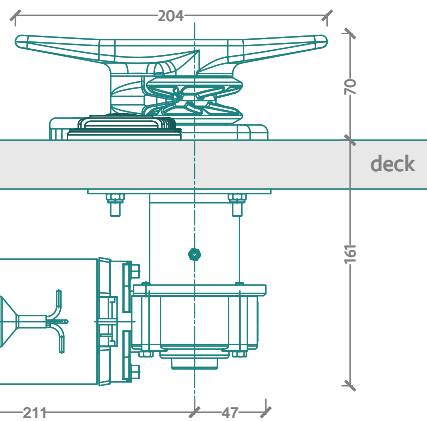
TDS Model B7A128H



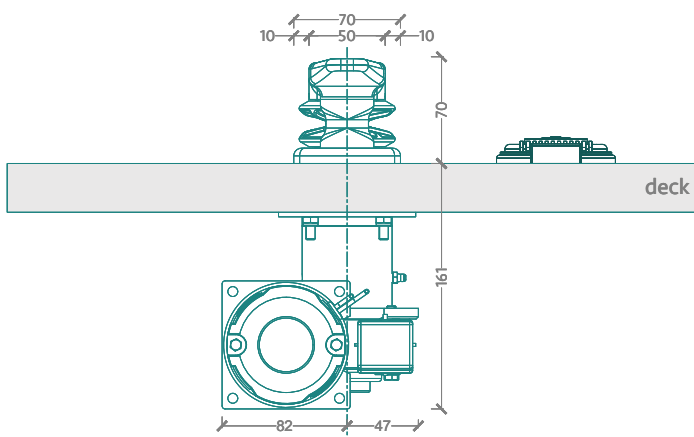
DIMENSIONS



PLANT



LONGITUDINAL SECTION



TRASVERSAL SECTION

TECHNICAL DATA

Model	B7A128H
Volt DC	12
Maximum Volt	14
Duty	S2 5 min
Output Cable mm2	2,5 mm
A	F.F.:1
Watt	230
RPM to the slowdown shaft	60 rpm
Torsion to the slowing shaft	25-30 Nm
Max speed	6,0 m/min
Load in work on the reducer	< 800 N - 80 kg
Maximum load on gearbox	< 800 N - 80-160 kg
Ins. Class	F
Protection	IP 44
Oil gerabox	ISO 150 PAO
Maximum current absorbed	40 A
Weight tot. kg	9,5 Kg
Singular comand deck switch	1
Material	AISI 316 L
Mooring Line seccion mm	12 - 20

The Self Tailing Cleat