

# Rocna Anchors Sizing Guidelines

Rocna.com



There's a Rocna Original, Rocna Mk II, or Vulcan anchor to suit just about any vessel – including larger sizes not featured here.

To choose the correctly sized Rocna or Vulcan anchor, firstly choose one of the below charts for Rocna Original and Vulcan, or Rocna Mk II. Find your vessel's length from column on the left, then track across that row until you find the

first column with a displacement (in tonnes) the same or larger than that of your vessel. The top of the column with the selected displacement indicates the recommended size.

For multihulls: use the chart as instructed, then select the model one size larger.

## ROCNA ORIGINAL & VULCAN

### ROCNA ORIGINAL:

The archetypal highly successful New Zealand design, Peter's first tested and proven solution. The economical and rock solid choice for use anywhere on the planet and on any vessel.

### SELECT THE VULCAN:

For a snug fit on the bows of any boat, including those with platforms, bowsprits, and other obstructions. Comparable performance with the **Rocna Original** and suitable for boats from small runabouts to vessels up to 26 m (depending on displacement).

		4	6	9	10	12	15	20	25	33	40	55	70	110
				Vulcan only	Rocna Orig. only	Vulcan only							Rocna Orig. only	Rocna Orig. only
VESSEL LENGTH	4 m 13 ft	≤ 2 t												
	5 m 16 ft	≤ 1 t	≤ 5 t											
	6 m 20 ft	≤ ½ t	≤ 3.5 t	≤ 7 t										
	7 m 23 ft	≤ ½ t	≤ 2 t	≤ 6 t	≤ 7 t	≤ 9 t								
	8 m 26 ft		≤ 1 t	≤ 5 t	≤ 6 t	≤ 8 t	≤ 12 t							
	9 m 30 ft		≤ ½ t	≤ 4 t	≤ 5 t	≤ 7 t	≤ 10 t	≤ 16 t						
	10 m 33 ft			≤ 3 t	≤ 4 t	≤ 6 t	≤ 8.5 t	≤ 14 t	≤ 22 t					
	11 m 36 ft			≤ 2 t	≤ 3 t	≤ 5 t	≤ 7 t	≤ 12 t	≤ 20 t					
	12 m 39 ft					≤ 4 t	≤ 6 t	≤ 10 t	≤ 18 t	≤ 30 t				
	14 m 46 ft					≤ 4 t	≤ 6 t	≤ 13 t	≤ 23 t	≤ 40 t				
	16 m 52 ft						≤ 3 t	≤ 6 t	≤ 18 t	≤ 32 t	≤ 60 t			
	18 m 59 ft							≤ 5 t	≤ 14 t	≤ 25 t	≤ 50 t	≤ 85 t		
	20 m 66 ft								≤ 10 t	≤ 18 t	≤ 40 t	≤ 75 t	≤ 165 t	
	22 m 72 ft								≤ 6 t	≤ 12 t	≤ 33 t	≤ 65 t	≤ 150 t	
	24 m 79 ft									≤ 7 t	≤ 25 t	≤ 55 t	≤ 135 t	
26 m 85 ft										≤ 18 t	≤ 45 t	≤ 120 t		
28 m 92 ft											≤ 35 t	≤ 105 t		
30 m 98 ft													Use EN*	
<b>Anchor weight</b>		4 kg	6 kg	9 kg	10 kg	12 kg	15 kg	20 kg	25 kg	33 kg	40 kg	55 kg	70 kg	110 kg
		9 lb	13 lb	20 lb	22 lb	27 lb	33 lb	44 lb	55 lb	73 lb	88 lb	121 lb	154 lb	243 lb
<b>Recommended</b>		6 mm	6 mm	7 mm	7 mm	8 mm	8 mm	9 mm	10 mm	10 mm	11 mm	12 mm	14 mm	16 mm



## ROCNA Mk II

### SELECT THE ROCNA Mk II:

An idealized form of the Rocna design, the **Rocna Mk II** is based on the same proven design pattern, but offers substantial upgrades in performance and strength by way of optimization and refinement – inheriting and uprating the original's proven performance advantages. For the best available anchoring investment, the Rocna Mk II is the world's premier anchor.

The premium strength and performance of the Mk II permits slightly lighter sizing in some cases.

		4	6	9	12	15	20	25	33	40	50	60	80	100
VESSEL LENGTH	4 m 13 ft	≤ 2 t												
	5 m 16 ft	≤ 1 t	≤ 5 t											
	6 m 20 ft	≤ ½ t	≤ 3.5 t	≤ 8 t										
	7 m 23 ft	≤ ½ t	≤ 2 t	≤ 7 t	≤ 10 t									
	8 m 26 ft		≤ 1 t	≤ 6 t	≤ 8.5 t	≤ 13 t								
	9 m 30 ft		≤ ½ t	≤ 5 t	≤ 7.5 t	≤ 11 t	≤ 18 t							
	10 m 33 ft			≤ 4 t	≤ 6.5 t	≤ 9.5 t	≤ 16 t	≤ 25 t						
	11 m 36 ft			≤ 3 t	≤ 5.5 t	≤ 8 t	≤ 14 t	≤ 23 t						
	12 m 39 ft				≤ 4.5 t	≤ 6.5 t	≤ 11 t	≤ 21 t	≤ 34 t					
	14 m 46 ft					≤ 4.5 t	≤ 7 t	≤ 15 t	≤ 26 t	≤ 45 t				
	16 m 52 ft						≤ 4 t	≤ 10 t	≤ 20 t	≤ 36 t	≤ 60 t			
	18 m 59 ft							≤ 6 t	≤ 16 t	≤ 28 t	≤ 50 t	≤ 85 t		
	20 m 66 ft								≤ 11 t	≤ 20 t	≤ 40 t	≤ 75 t	≤ 120 t	≤ 175 t
	22 m 72 ft								≤ 7 t	≤ 13 t	≤ 33 t	≤ 65 t	≤ 110 t	≤ 160 t
	24 m 79 ft									≤ 8 t	≤ 25 t	≤ 55 t	≤ 100 t	≤ 145 t
26 m 85 ft										≤ 18 t	≤ 45 t	≤ 85 t	≤ 130 t	
28 m 92 ft											≤ 35 t	≤ 70 t	≤ 115 t	
30 m 98 ft													Use EN*	
<b>Anchor weight</b>		4 kg	6 kg	9 kg	12 kg	15 kg	20 kg	25 kg	33 kg	40 kg	50 kg	60 kg	80 kg	100 kg
		9 lb	13 lb	20 lb	27 lb	33 lb	44 lb	55 lb	73 lb	88 lb	110 lb	132 lb	176 lb	220 lb
<b>Recommended</b>		6 mm	6 mm	7 mm	8 mm	8 mm	9 mm	10 mm	10 mm	11 mm	12 mm	14 mm	16 mm	16 mm



**OUR SIZING IS CONSERVATIVE** Our sizing recommendations are intended to provide an anchor adequate for use in most conditions. We base our calculations on 50 knots of wind, associated surge, and poor holding bottoms. Recommendations are incomparable with other anchor producers.

At our discretion we may provide you a custom sizing recommendation which will take into account more characteristics and intended use of your vessel. This recommendation may be more or less conservative than our chart recommendation, and is to supersede it.

For anchor sizes larger than featured, please contact us.

### CLASSIFICATION RULES SIZING FOR LARGER ANCHORS

Rocna anchors may be sized by classification society rules for SHHP anchors. An SHHP type is usually permitted a mass 33% lighter than HHP types, or 50% lighter than stockless. Classified sizing is based on a vessel's type, purpose, and calculated Equipment Number (E.N.).

Ships	EQUIPMENT NUMBER (E.N.) RANGE *									
	50-70	70-90	90-110	110-130	130-150	150-175	175-205	205-240	> 240	
ABS Yachts	UY6-UY8 (80V)-100(V)	UY8-UY10 (100V)-120(V)	UY10-UY11 (120V)-130(V)	UY11-UY12 (130V)-140(V)	UY12-UY13 (140V)-150(V)	UY13-UY14 (150V)-175(V)	UY14-UY15 (175V)-205(V)	UY15-UY16 (205V)-240(V)	> UY16 (>240V)	
ROCNA ORIGINAL	110	150	150	200	200	275	275	-	-	Please enquire
ROCNA Mk II	100	135	180	180	250	250	330	330	-	
	220 lb	298 lb	397 lb	397 lb	551 lb	551 lb	728 lb	728 lb		

\* Guide only. Rules vary by society and class/purpose of vessel. Consult classification society or your naval architect.

# Rocna Anchors Dimensions

Rocna.com



To ensure that your new Rocna or Vulcan anchor will fit well on your boat's bow, we offer a number of resources to assist you.

## BASIC DIMENSIONS

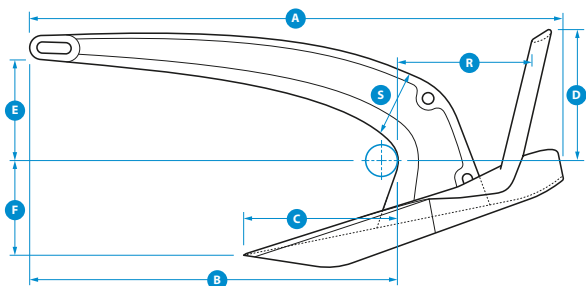
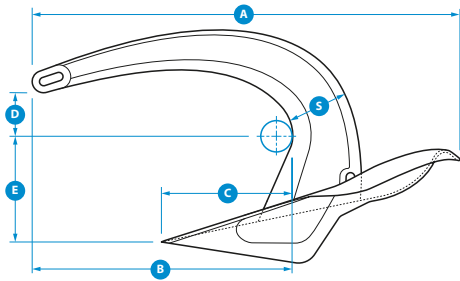
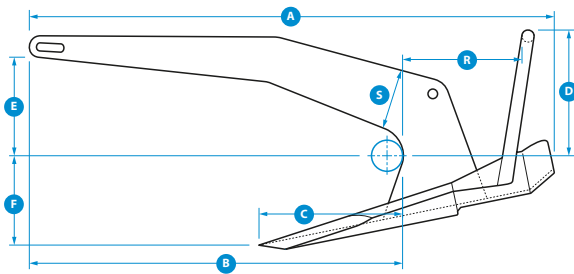
Commonly requested measurements are tabulated below for anchors up to 110 kg (243 lb) at the orientation pictured. This sheet may also be downloaded from [Rocna.com](http://Rocna.com). Using these drawings and a tape measure, many boaters can easily determine that a Rocna or Vulcan will fit their boat.

## FULL SCALE PATTERNS

A 2D side-profile of any size anchor may be produced by using the full scale printable patterns available from [Rocna.com](http://Rocna.com). You can assemble and use these patterns to evaluate a fit to a higher degree of confidence.

## 3D OR 2D CAD FILES

We may supply naval architects or boat builders with accurate CAD files of Rocna and Vulcan models to support the proper integration of the anchor into a vessel's anchoring system. Please contact us.



SIZE		ROCNA ORIGINAL																	
		A		B		C		D		E		F		S		R		Width	
kg	lb	mm	in	mm	in	mm	in	mm	in	mm	in	mm	in	mm	in	mm	in	mm	in
4	9	547	21.5	388	15.3	154	6.1	133	5.2	96	3.8	103	4.1	75	3.0	119	4.7	275	10.8
6	13	630	24.8	440	17.3	170	6.7	150	5.9	102	4.0	123	4.8	80	3.1	139	5.5	315	12.4
10	22	724	28.5	516	20.3	204	8.0	174	6.9	130	5.1	133	5.2	90	3.5	163	6.4	365	14.4
15	33	830	32.7	595	23.4	235	9.3	205	8.1	145	5.7	156	6.1	100	3.9	187	7.4	415	16.3
20	44	864	34.0	617	24.3	244	9.6	220	8.7	162	6.4	158	6.2	110	4.3	191	7.5	435	17.1
25	55	971	38.2	695	27.4	275	10.8	233	9.2	175	6.9	184	7.2	115	4.5	210	8.3	485	19.1
33	73	1066	42.0	765	30.1	280	11.0	254	10.0	180	7.1	206	8.1	120	4.7	231	9.1	532	20.9
40	88	1142	45.0	820	32.3	300	11.8	278	10.9	188	7.4	224	8.8	130	5.1	251	9.9	570	22.4
55	121	1235	48.6	883	34.8	323	12.7	306	12.0	225	8.9	226	8.9	150	5.9	264	10.4	620	24.4
70	154	1338	52.7	961	37.8	354	13.9	330	13.0	240	9.4	250	9.8	155	6.1	288	11.3	670	26.4
110	243	1490	58.7	1065	41.9	390	15.4	352	13.9	265	10.4	286	11.3	180	7.1	321	12.6	745	29.3
>110		For dimensions and fit support for models Rocna Original 150 (331 lb) and larger, please contact us.																	

SIZE		VULCAN													
		A		B		C		D		E		S		Width	
kg	lb	mm	in	mm	in	mm	in	mm	in	mm	in	mm	in	mm	in
4	9	472	18.6	142	5.6	145	5.7	46	1.8	119	4.7	67	2.6	258	10.2
6	13	541	21.3	163	6.4	167	6.6	53	2.1	136	5.4	77	3.0	296	11.6
9	20	619	24.4	186	7.3	191	7.5	61	2.4	156	6.1	88	3.5	339	13.3
12	27	681	26.8	205	8.1	210	8.3	67	2.6	172	6.8	97	3.8	373	14.7
15	33	734	28.9	221	8.7	226	8.9	72	2.8	185	7.3	104	4.1	402	15.8
20	44	808	31.8	243	9.6	249	9.8	79	3.1	204	8.0	115	4.5	442	17.4
25	55	870	34.3	262	10.3	268	10.6	85	3.4	220	8.6	124	4.9	476	18.7
33	73	955	37.6	287	11.3	294	11.6	93	3.7	241	9.5	136	5.3	522	20.6
40	88	1018	40.1	306	12.1	313	12.3	100	3.9	257	10.1	145	5.7	557	21.9
55	121	1132	44.6	340	13.4	349	13.7	111	4.4	286	11.2	161	6.3	619	24.4

SIZE		ROCNA Mk II																	
		A		B		C		D		E		F		S		R		Width	
kg	lb	mm	in	mm	in	mm	in	mm	in	mm	in	mm	in	mm	in	mm	in	mm	in
4	9	529	20.8	365	14.4	152	6.0	132	5.2	99	3.9	93	3.7	66	2.6	132	5.2	271	10.7
6	13	606	23.9	418	16.5	174	6.9	151	5.9	114	4.5	107	4.2	75	3.0	151	5.9	310	12.2
9	20	694	27.3	479	18.9	199	7.8	172	6.8	130	5.1	122	4.8	86	3.4	173	6.8	355	14.0
12	27	763	30.1	527	20.8	219	8.6	190	7.5	143	5.6	135	5.3	95	3.7	190	7.5	390	15.4
15	33	822	32.4	568	22.4	236	9.3	204	8.0	154	6.1	145	5.7	102	4.0	205	8.1	421	16.6
20	44	905	35.6	625	24.6	260	10.2	225	8.9	170	6.7	160	6.3	112	4.4	226	8.9	463	18.2
25	55	975	38.4	673	26.5	280	11.0	242	9.5	183	7.2	172	6.8	121	4.8	243	9.6	499	19.6
33	73	1069	42.1	738	29.1	307	12.1	266	10.5	200	7.9	189	7.4	133	5.2	267	10.5	547	21.5
40	88	1140	44.9	787	31.0	328	12.9	284	11.2	214	8.4	201	7.9	141	5.6	284	11.2	583	23.0
50	110	1228	48.4	848	33.4	353	13.9	305	12.0	230	9.1	217	8.5	152	6.0	306	12.1	628	24.7
60	132	1305	51.4	901	35.5	375	14.8	325	12.8	245	9.6	230	9.1	162	6.4	325	12.8	668	26.3
80	176	1437	56.6	992	39.1	413	16.2	357	14.1	269	10.6	254	10.0	178	7.0	358	14.1	735	28.9
100	220	1548	60.9	1069	42.1	445	17.5	385	15.1	290	11.4	273	10.8	192	7.6	386	15.2	792	31.2
>100		For dimensions and fit support for models Rocna Mk II 135 (298 lb) and larger, please contact us.																	

**ANCHOR ANGLE:** The above dimensions will vary as the anchor is rotated.

## WILL A ROCNA OR VULCAN SELF-LAUNCH?

All Rocna anchors have shank shapes that are designed to self-launch and encourage self-righting on retrieval, ensuring ease of use for all boaters.

## WHICH ROCNA TYPE WILL FIT BEST?

Rocna anchors are intended to fit well on most vessels. The Rocna Mk II offers improved clearance vs the Rocna Original at the shank-end and the roll-bar. The Vulcan is specifically designed to fit a wider range of vessels with the omission of a roll-bar to clear anchor platforms, bowsprits, or prods.